

MARSHFIELD R-1 SCHOOLS CERTIFIED SALARY SCHEDULE 2011-12

	BS	BS + 8	BS + 16	BS + 24	MS	MS+6 (8)	MS+12 (16)	MS+18 (24)	MS+24 (32)	SPEC
STEP 1	\$31,216	\$32,108	\$32,999	\$33,891	\$34,782	\$35,673	\$36,566	\$37,457	\$38,349	\$39,239
STEP 2	\$31,876	\$32,789	\$33,703	\$34,612	\$35,531	\$36,446	\$37,358	\$38,275	\$39,190	\$40,102
STEP 3	\$32,533	\$33,470	\$34,408	\$35,344	\$36,281	\$37,219	\$38,158	\$39,095	\$40,031	\$40,968
STEP 4	\$33,193	\$34,154	\$35,114	\$36,071	\$37,033	\$37,994	\$38,957	\$39,915	\$40,877	\$41,834
STEP 5	\$33,854	\$34,838	\$35,824	\$36,801	\$37,785	\$38,768	\$39,729	\$40,737	\$41,721	\$42,701
STEP 6	\$34,513	\$35,522	\$36,527	\$37,530	\$38,538	\$39,547	\$40,552	\$41,558	\$42,566	\$43,567
STEP 7	\$35,180	\$36,211	\$37,239	\$38,263	\$39,292	\$40,322	\$41,352	\$42,383	\$43,415	\$44,439
STEP 8	\$35,842	\$36,893	\$37,946	\$38,992	\$40,049	\$41,101	\$42,155	\$43,209	\$44,261	\$45,309
STEP 9	\$36,505	\$37,582	\$38,659	\$39,726	\$40,802	\$41,881	\$42,957	\$44,035	\$45,113	\$46,179
STEP 10	\$37,170	\$38,271	\$39,372	\$40,459	\$41,559	\$42,658	\$43,761	\$44,862	\$45,965	\$47,052
STEP 11	\$37,836	\$38,962	\$40,085	\$41,197	\$42,319	\$43,443	\$44,568	\$45,689	\$46,814	\$47,927
STEP 12	\$37,836	\$39,651	\$40,796	\$41,930	\$43,075	\$44,225	\$45,372	\$46,519	\$47,667	\$48,800
STEP 13	\$37,836	\$39,651	\$41,509	\$42,666	\$43,836	\$45,007	\$46,178	\$47,349	\$48,520	\$49,676
STEP 14	\$37,836	\$39,651	\$41,509	\$43,403	\$44,597	\$45,791	\$46,985	\$48,178	\$49,376	\$50,553
STEP 15	\$37,836	\$39,651	\$41,509	\$43,403	\$45,361	\$46,577	\$47,795	\$49,010	\$50,230	\$51,431
STEP 16	\$37,836	\$39,651	\$41,509	\$43,403	\$46,123	\$47,362	\$48,603	\$49,848	\$51,089	\$52,310
STEP 17	\$37,836	\$39,651	\$41,509	\$43,403	\$46,123	\$47,362	\$48,603	\$49,848	\$51,089	\$52,310
STEP 18	\$37,836	\$39,651	\$41,509	\$43,403	\$46,123	\$47,362	\$48,603	\$49,848	\$51,089	\$52,310
STEP 19	\$37,836	\$39,651	\$41,509	\$43,403	\$46,123	\$47,362	\$48,603	\$49,848	\$51,089	\$52,310
STEP 20	\$37,836	\$39,651	\$41,509	\$43,403	\$46,123	\$47,362	\$48,603	\$49,848	\$51,089	\$52,310
STEP 21	\$37,836	\$40,539	\$42,402	\$44,294	\$47,014	\$48,255	\$49,496	\$50,736	\$51,981	\$53,203
STEP 26	\$37,836	\$41,432	\$43,293	\$45,185	\$47,906	\$49,147	\$50,389	\$51,628	\$52,870	\$54,093

A teacher who is working on a Specialist or Doctorate degree may advance on the education axis of the salary schedule by acquiring six hours of approved graduate credit as listed on their program of study.

A teacher who is not working on a Specialist or Doctorate degree may advance on the education axis of the salary schedule by acquiring eight hours of approved graduate credit in professional education as indicated by the figures in parenthesis.

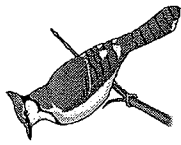
An extra amount of salary up to \$3,000 may be added for a doctorate degree, depending on the degree of relationship to the position of employment.

MARSHFIELD R-1 SCHOOLS ADMINISTRATOR SALARY SCHEDULE 2011-12

1.0185% between steps	Director 220 Level A	Asst Elem Prin 220 Level B	Elem Prin 260 Level C	JH Asst Prin 220 Level D	JH Prin 260 Level E	HS Asst Prin 220 Level F	HS Prin 260 Level G	Director Spec Ser 240 Level H	Asst Supt 260 Level I	Superintend ent 260 Level J
STEP 1	\$57,597	\$58,789	\$67,398	\$63,528	\$75,274	\$66,864	\$84,230	\$67,944	\$88,956	\$105,326
STEP 2	\$58,661	\$59,877	\$68,643	\$64,704	\$76,665	\$68,102	\$85,785	\$69,202	\$90,601	\$107,275
STEP 3	\$59,749	\$60,984	\$69,913	\$65,903	\$78,081	\$69,360	\$87,372	\$70,482	\$92,278	\$109,258
STEP 4	\$60,854	\$62,112	\$71,207	\$67,122	\$79,527	\$70,644	\$88,988	\$71,785	\$93,984	\$111,281
STEP 5	\$61,980	\$63,261	\$72,524	\$68,362	\$80,999	\$71,950	\$90,636	\$73,113	\$95,723	\$113,337
STEP 6	\$63,125	\$64,432	\$73,867	\$69,628	\$82,497	\$73,283	\$92,311	\$74,464	\$97,493	\$115,436
STEP 7	\$64,292	\$65,624	\$75,234	\$70,915	\$84,024	\$74,640	\$94,021	\$75,842	\$99,298	\$117,571
STEP 8	\$65,482	\$66,836	\$76,624	\$72,228	\$85,578	\$76,020	\$95,761	\$77,246	\$101,134	\$119,745
STEP 9	\$66,695	\$68,074	\$78,041	\$73,564	\$87,162	\$77,426	\$97,531	\$78,674	\$103,007	\$121,962
STEP 10	\$67,928	\$69,333	\$79,484	\$74,923	\$88,774	\$78,858	\$99,335	\$80,131	\$104,910	\$124,218
STEP 11	\$69,183	\$70,615	\$80,955	\$76,310	\$90,415	\$80,315	\$101,172	\$81,612	\$106,852	\$126,516
STEP 12	\$70,464	\$71,923	\$82,450	\$77,720	\$92,088	\$81,802	\$103,043	\$83,123	\$108,829	\$128,855
STEP 13	\$71,768	\$73,253	\$83,976	\$79,158	\$93,791	\$83,315	\$104,949	\$84,660	\$110,841	\$131,239
STEP 14	\$73,096	\$74,609	\$85,529	\$80,622	\$95,525	\$84,856	\$106,890	\$86,226	\$112,891	\$133,666
STEP 15	\$74,447	\$75,989	\$87,111	\$82,113	\$97,293	\$86,426	\$108,868	\$87,821	\$114,978	\$136,140

All Administrators will be paid an additional \$4,500 upon proof of completion of a Specialist Degree and an extra \$3,000 upon proof of completion of Doctoral Degree. If an administrator forgoes the Specialist Degree and goes direct to the Doctoral Degree, the administrator will receive compensation as if he/she has a Specialist Degree upon providing proof of completion of the Doctoral Degree.

**MARSHFIELD R-1 SCHOOLS
SALARY SCHEDULE
2011-12**

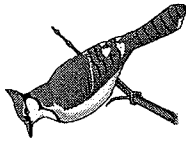


**CURRICULUM
COORDINATOR**

YEARS	A
1	\$48,985
2	\$49,894
3	\$50,803
4	\$51,712
5	\$52,621
6	\$53,530
7	\$54,439
8	\$55,348
9	\$56,257
10	\$57,166
11	\$58,075
12	\$58,984
13	\$59,893
14	\$60,802
15	\$61,711

Upon Completion of Specialist Degree, add \$1,500.
 If Doctoral Degree achieved after Specialist Degree, add additional \$1,500.
 If Doctoral Degree and Specialist Degree are earned simultaneously, then upon completion of the combined degree program, add \$3,000.

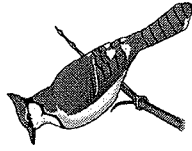
**MARSHFIELD R-1 SCHOOLS
SALARY SCHEDULE
2011-12**



BUS DRIVER

YEARS	
1	\$10.11
2	\$10.70
3	\$11.12
4	\$11.56
5	\$11.98
6	\$12.43
7	\$12.88
8	\$13.31
9	\$13.79
10	\$14.25
11	\$14.74
15	\$15.46
20	\$16.18

**MARSHFIELD R-1 SCHOOLS
SALARY SCHEDULE
2011-12**



CUSTODIAL

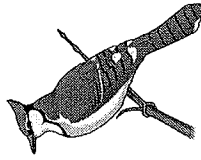
YEARS	A		B		C		D		E	
	PART-TIME	FULL-TIME	HEAD	ASST DIR	DIRECTOR					
1	\$8.32	\$9.10	\$9.81	\$10.22	\$10.61					
2	\$8.97	\$9.72	\$10.46	\$10.88	\$11.31					
3	\$9.45	\$10.18	\$10.92	\$11.37	\$11.80					
4	\$9.86	\$10.62	\$11.37	\$11.81	\$12.24					
5	\$10.31	\$11.05	\$11.78	\$12.24	\$12.73					
6	\$10.76	\$11.53	\$12.23	\$12.74	\$13.24					
7	\$11.19	\$11.98	\$12.71	\$13.23	\$13.75					
8	\$11.67	\$12.40	\$13.15	\$13.68	\$14.19					
9	\$12.11	\$12.85	\$13.57	\$14.15	\$14.69					
10	\$12.56	\$13.30	\$14.06	\$14.59	\$15.16					
11	\$12.99	\$13.76	\$14.47	\$15.07	\$15.63					
15	\$13.43	\$14.18	\$14.95	\$15.53	\$16.15					
20	\$13.90	\$14.59	\$15.41	\$16.01	\$16.64					

An additional \$.30 an hour will be added for full-time late shift employees.

8 hours/day

261 days/yr

**MARSHFIELD R-1 SCHOOLS
SALARY SCHEDULE
2011-12**



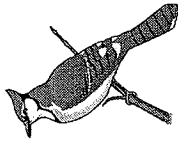
FINANCIAL

YEARS	HS	60CH	AA	BS	MS
1	\$25,738	\$26,432	\$27,128	\$27,824	\$28,518
2	\$26,570	\$27,267	\$27,962	\$28,657	\$29,354
3	\$27,406	\$28,100	\$28,798	\$29,495	\$30,190
4	\$28,242	\$28,939	\$29,634	\$30,327	\$31,024
5	\$29,077	\$29,771	\$30,467	\$31,163	\$31,859
6	\$29,909	\$30,607	\$31,301	\$31,997	\$32,692
7	\$30,745	\$31,441	\$32,135	\$32,831	\$33,528
8	\$31,580	\$32,276	\$32,970	\$33,665	\$34,362
9	\$32,415	\$33,110	\$33,804	\$34,500	\$35,196
10	\$33,250	\$33,946	\$34,641	\$35,335	\$36,030
11	\$34,084	\$34,780	\$35,473	\$36,170	\$36,863
12	\$34,919	\$35,614	\$36,308	\$37,004	\$37,701
13	\$35,768	\$36,450	\$37,145	\$37,841	\$38,535
14	\$36,590	\$37,283	\$37,978	\$38,676	\$39,371
15	\$37,424	\$38,120	\$38,813	\$39,509	\$40,204
20	\$38,282	\$38,960	\$39,668	\$40,378	\$41,048

8 hours/day

258 days/yr

**MARSHFIELD R-1 SCHOOLS
SALARY SCHEDULE
2011-12**



FOOD SERVICE

YEARS	A		B		C		D	
	PART-TIME	FULL-TIME	HEAD	DIRECTOR				
1	\$7.32	\$7.58	\$8.41	\$10.19				
2	\$7.60	\$8.03	\$8.88	\$10.86				
3	\$7.86	\$8.24	\$9.10	\$11.34				
4	\$8.09	\$8.47	\$9.39	\$11.82				
5	\$8.31	\$8.69	\$9.61	\$12.23				
6	\$8.54	\$8.96	\$9.89	\$12.70				
7	\$8.82	\$9.21	\$10.12	\$13.21				
8	\$9.02	\$9.41	\$10.34	\$13.67				
9	\$9.26	\$9.65	\$10.63	\$14.11				
10	\$9.46	\$9.93	\$10.86	\$14.58				
11	\$9.72	\$10.09	\$11.11	\$15.03				
15	\$9.98	\$10.32	\$11.36	\$15.51				
20	\$10.22	\$10.55	\$11.64	\$16.00				

3.5 hrs/day

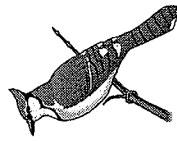
7.5 hrs/day

8 hrs/day

8 hrs/day

179 days/yr

**MARSHFIELD R-1 SCHOOLS
SALARY SCHEDULE
2011-12**



HEALTH SERVICES

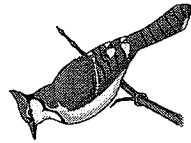
YEARS	A				B		C		D	
	ASSISTANT	LPN	RN	SUPERVISOR	LPN	RN	RN	RN	SUPERVISOR	SUPERVISOR
1	\$7.32	\$8.55	\$14.09	\$19.97	\$8.55	\$14.09	\$14.09	\$14.09	\$19.97	\$19.97
2	\$7.55	\$9.23	\$14.52	\$20.42	\$9.23	\$14.52	\$14.52	\$14.52	\$20.42	\$20.42
3	\$8.02	\$9.72	\$14.95	\$20.88	\$9.72	\$14.95	\$14.95	\$14.95	\$20.88	\$20.88
4	\$8.47	\$10.15	\$15.39	\$21.32	\$10.15	\$15.39	\$15.39	\$15.39	\$21.32	\$21.32
5	\$8.92	\$10.59	\$15.84	\$21.79	\$10.59	\$15.84	\$15.84	\$15.84	\$21.79	\$21.79
6	\$9.35	\$11.06	\$16.28	\$22.25	\$11.06	\$16.28	\$16.28	\$16.28	\$22.25	\$22.25
7	\$9.81	\$11.54	\$16.67	\$22.70	\$11.54	\$16.67	\$16.67	\$16.67	\$22.70	\$22.70
8	\$10.28	\$11.99	\$17.12	\$23.14	\$11.99	\$17.12	\$17.12	\$17.12	\$23.14	\$23.14
9	\$10.74	\$12.43	\$17.56	\$23.59	\$12.43	\$17.56	\$17.56	\$17.56	\$23.59	\$23.59
10	\$11.16	\$12.93	\$18.01	\$24.09	\$12.93	\$18.01	\$18.01	\$18.01	\$24.09	\$24.09
11	\$11.64	\$13.37	\$18.43	\$24.54	\$13.37	\$18.43	\$18.43	\$18.43	\$24.54	\$24.54
15	\$12.13	\$13.89	\$18.88	\$25.04	\$13.89	\$18.88	\$18.88	\$18.88	\$25.04	\$25.04
20	\$12.61	\$14.39	\$19.32	\$25.52	\$14.39	\$19.32	\$19.32	\$19.32	\$25.52	\$25.52

190 days/yr 190 days/yr 205 days/yr

SUB-RN 78.01/day

SUB-LPN 59.00/day

**MARSHFIELD R-1 SCHOOLS
SALARY SCHEDULE
2011-12**



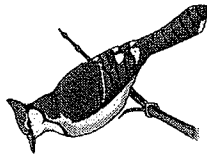
INSTRUCTIONAL AIDE

YEARS	A	B	C
	HS	60CH	BS/BA
1	\$7.89	\$9.06	\$9.46
2	\$8.54	\$9.74	\$10.10
3	\$9.02	\$10.18	\$10.59
4	\$9.50	\$10.67	\$11.05
5	\$9.95	\$11.12	\$11.48
6	\$10.42	\$11.54	\$11.98
7	\$10.89	\$12.06	\$12.46
8	\$11.35	\$12.51	\$12.90
9	\$11.84	\$12.98	\$13.36
10	\$12.24	\$13.42	\$13.83
11	\$12.71	\$13.89	\$14.29
15	\$13.22	\$14.38	\$14.73
20	\$13.71	\$14.89	\$15.16

7 hrs/day

179 days/yr

**MARSHFIELD R-1 SCHOOLS
SALARY SCHEDULE
2011-12**

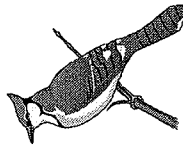


PARENT EDUCATOR

YEARS	PAT Educator	PAT Supervisor
1	\$24,800	\$26,800
2	\$24,800	\$26,800
3	\$24,800	\$26,800
4	\$24,800	\$26,800
5	\$24,800	\$26,800
6	\$24,800	\$26,800
7	\$24,800	\$26,800
8	\$24,800	\$26,800
9	\$24,800	\$26,800
10	\$24,800	\$26,800
11	\$24,800	\$26,800
12	\$24,800	\$26,800
13	\$24,800	\$26,800
14	\$24,800	\$26,800
15	\$24,800	\$26,800
20	\$24,800	\$26,800

Coordinator: 6 days extended contract, \$1,500 additional pay

**MARSHFIELD R-1 SCHOOLS
SALARY SCHEDULE
2011-12**



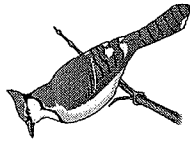
SECRETARY

YEARS	A	B	C
	PART-TIME	F-TIME 9-10 mo	F-TIME 12 mo
1	\$7.86	\$8.51	\$8.79
2	\$8.47	\$9.19	\$9.46
3	\$8.92	\$9.64	\$9.90
4	\$9.37	\$10.06	\$10.32
5	\$9.80	\$10.50	\$10.77
6	\$10.27	\$10.95	\$11.21
7	\$10.72	\$11.41	\$11.68
8	\$11.12	\$11.87	\$12.12
9	\$11.60	\$12.29	\$12.58
10	\$12.06	\$12.74	\$13.00
11	\$12.49	\$13.22	\$13.45
15	\$12.94	\$13.70	\$13.94
20	\$13.36	\$14.19	\$14.43

179-215 days/yr 258 days/yr

8 hrs/day

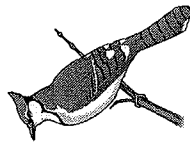
**MARSHFIELD R-1 SCHOOLS
SALARY SCHEDULE
2011-12**



SECURITY OFFICER

YEARS	
1	\$9.14
2	\$9.43
3	\$9.73
4	\$10.01
5	\$10.30
6	\$10.58
7	\$10.89
8	\$11.17
9	\$11.46
10	\$11.75
11	\$12.04
15	\$12.30
20	\$12.58

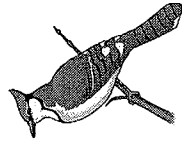
**MARSHFIELD R-1 SCHOOLS
SALARY SCHEDULE
2011-12**



**SIGN LANGUAGE
INTERPRETER**

	Cert Level 1 & 2	Cert Level 3	Cert Level 4
1	16.29	20.18	22.06
2	16.52	20.47	22.61
3	16.75	20.77	22.95
4	16.98	21.05	23.06
5	17.23	21.34	23.40
6	17.47	21.63	23.74
7	17.69	21.92	24.08
8	17.93	22.21	24.42
9	18.16	22.50	24.75
10	18.39	22.81	25.09
11	18.62	23.09	25.43
12	18.87	23.38	25.78
13	19.11	23.67	26.11
14	19.34	23.96	26.45
15	19.57	24.26	26.79
16	19.79	24.55	27.13
17	20.03	24.84	27.46
18	20.27	25.13	27.80
19	20.51	25.42	28.15
20	20.75	25.71	28.48

**MARSHFIELD R-1 SCHOOLS
SALARY SCHEDULE
2011-12**



TECHNOLOGY

YEARS	A			B
	Tech Assistant	Tech Support	Tech Coordinator	
1	\$27,500	\$40,379	\$50,757	
2	\$28,250	\$41,233	\$51,874	
3	\$29,000	\$42,083	\$52,992	
4	\$29,300	\$42,936	\$54,114	
5	\$30,600	\$43,792	\$55,234	
6	\$31,400	\$44,644	\$56,355	
7	\$32,200	\$45,507	\$57,481	
8	\$33,000	\$46,364	\$58,609	
9	\$33,800	\$47,221	\$59,734	
10	\$34,600	\$48,081	\$60,864	
11	\$35,400	\$48,941	\$61,994	
12	\$36,200	\$49,806	\$63,125	
13	\$37,000	\$50,677	\$64,256	
14	\$38,000	\$51,550	\$65,389	
15	\$39,000	\$52,432	\$66,528	

8 hrs/day

12 months

MARSHFIELD R-1 SCHOOLS
Extra-Duty Salary Schedule

2011-12

Base = \$31,216

Position	Years Experience	Percent of Base	Payment
Instrumental Music	1	0.1731	\$5,404
Activities/Athletic Director	2	0.1731	\$5,404
Speech/Drama	3	0.1923	\$6,003
	4	0.1923	\$6,003
	5	0.2115	\$6,602
	6	0.2115	\$6,602
	7	0.2308	\$7,205
	8	0.2308	\$7,205
	9	0.2500	\$7,804
Ass't Instrumental Music	1	0.1423	\$4,442
Vocal Music & Musical	2	0.1423	\$4,442
	3	0.1577	\$4,923
	4	0.1577	\$4,923
	5	0.1731	\$5,404
	6	0.1731	\$5,404
	7	0.1885	\$5,884
	8	0.1885	\$5,884
	9	0.2038	\$6,362
JayWalkers	1	0.0346	\$1,080
J.H. Cheerleading	2	0.0346	\$1,080
Choreography	3	0.0442	\$1,380
JH Cross Country	4	0.0442	\$1,380
	5	0.0538	\$1,679
	6	0.0538	\$1,679
	7	0.0635	\$1,982
	8	0.0635	\$1,982
	9	0.0731	\$2,282
HS Student Council	1	0.0385	\$1,202
	2	0.0385	\$1,202
	3	0.0500	\$1,561
	4	0.0500	\$1,561
	5	0.0615	\$1,920
	6	0.0615	\$1,920
	7	0.0731	\$2,282
	8	0.0731	\$2,282
	9	0.0846	\$2,641
Yearbook	1	0.0577	\$1,801
	2	0.0577	\$1,801
	3	0.0692	\$2,160
	4	0.0692	\$2,160
	5	0.0808	\$2,522
	6	0.0808	\$2,522
	7	0.0923	\$2,881
	8	0.0923	\$2,881
	9	0.1038	\$3,240
Journalism	1	0.0308	\$961
Junior Class Head Sponsor	2	0.0308	\$961
	3	0.0346	\$1,080
	4	0.0346	\$1,080
	5	0.0385	\$1,202
	6	0.0385	\$1,202
	7	0.0423	\$1,320
	8	0.0423	\$1,320
	9	0.0462	\$1,442
JH Student Council	1	0.0231	\$721
	2	0.0231	\$721
	3	0.0250	\$780
	4	0.0250	\$780
	5	0.0269	\$840
	6	0.0269	\$840
	7	0.0288	\$899
	8	0.0288	\$899
	9	0.0308	\$961
HS Head Coach	1	0.1538	\$4,801
Football	2	0.1538	\$4,801
Basketball (Boys)	3	0.1731	\$5,404
Basketball (Girls)	4	0.1731	\$5,404

	5	0.1923	\$6,003	
	6	0.1923	\$6,003	
	7	0.2115	\$6,602	
	8	0.2115	\$6,602	
	9	0.2308	\$7,205	
HS Head Coach				
Baseball	1	0.0962	\$3,003	
Track (Boys)	2	0.0962	\$3,003	
Track (Girls)	3	0.1115	\$3,481	
Softball	4	0.1115	\$3,481	
Volleyball	5	0.1269	\$3,961	
Wrestling	6	0.1269	\$3,961	
Soccer-Boys	7	0.1423	\$4,442	
Soccer-Girls	8	0.1423	\$4,442	
Cheerleading	9	0.1577	\$4,923	
HS Head Coach				
Golf (Boys)	1	0.0538	\$1,679	
Golf (Girls)	2	0.0538	\$1,679	
Cross Country (HS & JH)	3	0.0654	\$2,042	
	4	0.0654	\$2,042	
	5	0.0769	\$2,401	
	6	0.0769	\$2,401	
	7	0.0885	\$2,763	
	8	0.0885	\$2,763	
	9	0.1000	\$3,122	
HS Ass't Coach				
Basketball (Boys)	1	0.0846	\$2,641	
Basketball (Girls)	2	0.0846	\$2,641	
Football	3	0.0962	\$3,003	
JHS Head Coach	4	0.0962	\$3,003	
7th Basketball (Boys)	5	0.1077	\$3,362	
7th Basketball (Girls)	6	0.1077	\$3,362	
8th Basketball (Boys)	7	0.1192	\$3,721	
8th Basketball (Girls)	8	0.1192	\$3,721	
Football	9	0.1308	\$4,083	
JH. Intramurals				
HS Ass't Coach				
Track (Boys)	1	0.0692	\$2,160	
Track (Girls)	2	0.0692	\$2,160	
Softball	3	0.0808	\$2,522	
Volleyball	4	0.0808	\$2,522	
Wrestling	5	0.0923	\$2,881	
Soccer	6	0.0923	\$2,881	
Baseball	7	0.1038	\$3,240	
Cheerleading	8	0.1038	\$3,240	
Speech	9	0.1154	\$3,602	
JH Head Coach				
Volleyball				
Track (Boys)				
Track (Girls)				
Wrestling				
JH Asst. Football				
JH Ass't Coach				
Track	1	0.0577	\$1,801	
Wrestling	2	0.0577	\$1,801	
Volleyball	3	0.0692	\$2,160	
3-6th grade Basketball	4	0.0692	\$2,160	
	5	0.0808	\$2,522	
	6	0.0808	\$2,522	
	7	0.0923	\$2,881	
	8	0.0923	\$2,881	
	9	0.1038	\$3,240	

Building Trades: 10% of employee's base salary (continuation of contracted duties)

A+ Coordinator (20 days)

Agriculture (70 days)

Band (15 days)

Counselors, Librarians, Industrial Tech. (20 days)

Home Economics, Extension School Coordinator (10 days)

Activities/Athletic Director (35 days)

Gatekeeper/Concession Stand Sponsor (\$ 20 per night)

Building trades Bus (\$10 per day)

PDC Mentor Coordinator (10% of employee base)

Years credit for H.S. Head Coaching: Experience as a contracted Head or Assistant coach in that sport at an accredited high school will count 1 for 1 in years of experience. Years as a junior high coach in that sport will count 2 years for 1 year on the schedule. Other experience credit will be on approval of the superintendent.

Years credit for other coaching: Any contracted coaching in that sport or as approved by the Superintendent.

Years credit for other extra curricular positions: Any contracted years of experience in that type position, or as approved by the superintendent.

SUBSTITUTES	Degree	90+ Hours	60-89 Hours
1-9 days	81.57	79.17	76.88
10-44	110.72	108.36	106.05
45 + days	122.36	120.03	117.70
Instructional	61.69	61.69	61.69